




# PROVIDER NEWS




A newsletter for Highmark Blue Cross Blue Shield providers in western Pennsylvania

Issue 5, May 2024

## 3 Tips for Using the Availity Portal



Based on feedback from providers and their teams, we put together these tips to help providers and their teams complete transactions in [Availity](#)<sup>®</sup>  easier and faster:

1. [Use Manage My Organization to List All Billing Groups in Your Practice/Facility](#) 
2. [Choose Billing Group NPI \(National Provider Identifier\) for Transactions in Availity](#) 
3. [When Registering for Remittance Viewer, Use the ECHO Health Draft Number](#) 

## 1. Use [Manage My Organization](#) to List All Billing Groups in Your Practice/Facility

Highmark contracts with providers at the group level, so when adding “Providers” in **Manage My Organization**, be sure to list the Billing Groups – and not individual practitioners. By listing all the Billing Group providers in your organization right from the start, you’ll make submitting transactions in Availity easier and faster.

Remember to ensure that the radio button, “*This provider is part of my organization,*” is selected.

The screenshot displays the 'Add Provider' form in a web application. At the top, there is a navigation bar with various menu items and a search bar. The form itself is titled 'Add Provider' and features a progress indicator with four steps: 'Provider Information', 'Identifiers', 'Addresses', and 'Review', each with a green checkmark. Below the progress bar, a note states: 'Fields marked with an asterisk \* are required. Review all of the information provided below and ensure that everything is correct.' The form is divided into several sections: 'Family Practice Group (Group)' with an 'Edit' link, 'Identifiers' with an 'Edit' link, and 'Addresses' with an 'Edit' link. The 'Family Practice Group' section contains 'NPI' and 'Primary Specialty/Taxonomy' (207Q00000X ALLOPATHIC & OSTEOPATHIC PHYSICIANS|FAMILY MEDICINE|NOT APPLICABLE). The 'Identifiers' section contains 'Tax ID(s) (EIN - Primary)'. The 'Addresses' section contains 'Physical Billing' and 'Mechanicsburg, PA 17055'. At the bottom, there is a required question: '\* What is the provider's relationship to your organization? (Select one)'. The first radio button is selected: 'This provider is a part of my organization'. There are also 'Back' and 'Submit' buttons.

Inputting all Billing Groups may take some time and effort on the front end – depending on the size of your organization – but it pays off as you go forward.

If you’ve already done this, congratulations! If you still need to add more providers, use the [Manage My Organization guide](#) on the Provider Resource Center (PRC).

This guide walks you step-by-step on how to add all the Billing Groups in your organization, as well as making updates in the future.

If you're a solo practice — and there is only one practitioner in the organization — you would still need to add your practice NPI. This may be the same as your individual practitioner NPI... ***unless you have a different NPI for the practice itself.***


Once all the Billing Groups have been added, then you don't have to worry about inputting them later or wondering why a particular Billing Group provider isn't showing up when you're trying to complete a transaction.

---

## 2. Choose Billing Group NPI (National Provider Identifier) for Transactions in Availity

Since Highmark contracts and reimburses at the Group level, always use the appropriate Billing Group NPI — and not the individual practitioner NPI — for all Availity transactions, including Eligibility and Claim Status.

**Here's an example of how to properly complete the provider selection for a transaction within Payer Spaces:**

1. Sign in to [Availity](#) .
2. If appropriate, select your state from the top menu bar.
3. Click **Payer Spaces** on the task bar and choose your Highmark plan.
4. From Highmark Blue Cross Blue Shield **Payer Spaces**, scroll down to **Applications** and click **Cash Management**.
  - a. From the **Select an Organization** dropdown, choose your organization with your tax identification number (TIN).
  - b. **Skip** the **Select the Provider** dropdown, which is optional, especially if you're with a large organization, and click "**Submit**".
  - c. If you decide to use the **Select the Provider** dropdown, it will generate a list of both group and individual practitioner NPIs from your Manage My Organization setup. You should **select the correct Group NPI**. If you're a member of a large facility or multi-doctor practice, this could be an extensive list.

In Payer Spaces, for larger organizations, just use the **Select an Organization** dropdown, choose your TIN, and hit **Submit**. It's the fastest way to generate a list of group NPIs within that TIN for your facility/practice.

### 3. When Registering for Remittance Viewer, Use the ECHO Health Draft Number

Before you can view your remittances in **Remittance Viewer**, you must complete a short registration to validate that you have been reimbursed by Highmark. It will ask you for a Highmark check number.

Since Highmark partners with [PNC Healthcare, powered by ECHO Health](#) to manage our payments, please use the ECHO Health draft number when registering. Do not use the Highmark check number. (*We know this is confusing and are currently working on an update to make this clearer!*)

In addition to the [ECHO Provider Payments site](#), you can find the ECHO Health draft number for a claim (also called the **Vendor Payment #**) by going to **PAYER SPACES > Cash Management > Vendor Payment#**.

**Weekly Provider Payment and History Inquiry**

Cash Management System

Cash Management Systems provides payment history for previous weeks and detail about a particular check or EFT payment are also available. This application does not provide detailed claim information. Refer to your HIPAA 835, weekly EOB or Remittance, or use the Claim Status Inquiry available through the provider portal for claim detail.

Billing Provider Number:

Cycle Day	Daily Payment	Provider Number /
Day1 - 5/13	\$2,999.99	1800 CENTER STREET
Day2 - 5/14	\$500.00	
Day3 - 5/15	\$2,399.98	
Day4 - 5/16	\$0.00	
Day5 - 5/17	\$0.00	
<b>Sub Total</b>	<b>\$5,899.97</b>	

Offset Amount	Est Check Amount	Avg Weekly Payment
\$0.00	\$5,899.97	\$0.00

Click on a column heading to change the sort order.  
Click on the check number to see additional details.

Issue Date	Amount	Check/EFT Ind	Check/EFT #	Vendor Payment #	Paid Date	Check Status	Internal Status
------------	--------	---------------	-------------	------------------	-----------	--------------	-----------------





# PROVIDER NEWS


A newsletter for Highmark Blue Cross Blue Shield providers in western Pennsylvania

Issue 5, May 2024


## Highmark's Self-Service Tools: **GET MORE DONE FASTER**


OPEN 24/7

Over the past few years, Highmark has made significant investments in our self-service tools to reduce administrative burden, improve office workflows, and simplify complex transactions – allowing you and your staff to focus on delivering care to our members.


As a result of this evolution, **Highmark requires providers to utilize our enhanced self-service tools** to obtain the fastest resolution to many common issues and tasks. This enables our [Provider Service](#)  advocates to assist with more complex issues, while allowing your staff to avoid unnecessary hold times on the telephone.

**The following self-service tools – which are available 24/7 – can help you and your team accomplish more in less time:**

- [Availity Essentials](#) , **Highmark's Provider Portal** – the primary method for submitting transactions to Highmark and accessing reports, including:
  - Authorization Submission

- Claim Submissions / Investigations
- Credentialing (Initiate Application, Submit Change, Review Status)
- Eligibility and Benefits Check
- Value Insights Center (Value-Based Program Reporting Tool)
- **Highmark's Provider Resource Center (PRC)** – the main hub for important information, including policies, procedures, the *Highmark Provider Manual*, and *Provider News*.
- **Interactive Voice Response (IVR) System** – The [Provider Service Center](#)  offers options for you to access information, such as claim status or member benefits, without a live agent.

## Additional Resources

Highmark just launched a new [Self-Service Tools page](#)  on the PRC to help providers and their teams to maximize these resources. By familiarizing yourself with these tools, you'll be able to increase office efficiencies and get more done faster.

For easy reference, download our **Self-Service Support Chart** by clicking [here](#) .





# PROVIDER NEWS

A newsletter for Highmark Blue Cross Blue Shield providers in western Pennsylvania


Issue 5, May 2024

## SHORT TAKES:



## Fee Schedules, MCG Guidelines, & More

### Annual Update to Highmark's Professional Fee Schedule & Pricing Methodology

**Effective July 15, 2024**, Highmark will make its annual update to our standard professional fee and pricing methodology, which applies to the following Highmark service areas – Delaware, Pennsylvania, and West Virginia – for commercial lines of business. This change does not affect Highmark Medicare, Medicaid, or any value-based fee schedule adjustments. The annual update is part of Highmark's continued effort to align with industry standard values and remains non-negotiable for contracted providers. To read the **Special Bulletin**, click [here](#) .


---

## Prosthetics and Orthotics Procedure Codes to be Adjusted in DE, PA, and WV

Highmark will increase fees for most prosthetics and orthotics procedure codes in Delaware, Pennsylvania, and West Virginia, **effective July 1, 2024**. This adjustment enables Highmark to maintain a consistent fee schedule in alignment with industry standards.

The following lines of business will be impacted:

- **Delaware** – Medicare Advantage
- **Pennsylvania and West Virginia** – Commercial and Medicare Advantage

To learn more, go [here](#) .

---

## Latest Edition of MCG Guidelines – Aug. 1, 2024

The 28th edition of MCG’s Care Guidelines will be available on Aug. 1, 2024.

After that date, you will be able to submit authorization requests using the 28th edition for any new requests. Any authorization requests with a start of care date prior to Aug. 1, 2024, will be reviewed using the 27th edition.

Please continue to use the Predictal Auth Automation Hub application in [Availity](#)®  to submit authorization requests with clinical information included.

---

## Medical Policy S-249 Update: Missing Line of Procedure Codes Added

**Medical Policy (MP) S-249 Amniotic Membrane and Amniotic Fluid Typing** was recently published with a line of experimental and investigational procedure codes omitted. This error has been corrected and the policy was updated on **May 17, 2024**.

To view **MP S-249** policy, go to the Provider Resource Center. On the top task bar, click the drop-down arrow for **MEDICAL POLICY SEARCH**, select **MEDICAL POLICIES**, and then type “S-249” into the search bar.

---



## Additional Documentation Required for Quality Improvement Organization Audits

The Centers for Medicare and Medicaid Services (CMS) is requiring that insurers, including Highmark, collect additional documentation from facilities for Quality Improvement Organization (QIO) program audits, effective January 1, 2024.



For these audits, facilities will now be required to submit the following documents:

- Notice of Medicare Non-Coverage (NOMNC)
- Detailed Explanation of Non-Coverage (DENC)

For more, see the recent [Special Bulletin](#) .


---


## Quick Claims Functionality in Availity Now Available for Highmark Providers

Professional providers who use [Availity](#)<sup>®</sup>  for claim submission now have access to the Quick Claims functionality for Highmark members. Quick Claims allows providers to create templates that pre-populate certain fields when submitting a CMS-1500 claim. This will save time for providers who routinely submit claims for the same patient or same service each week or each month. To learn more, go [here](#) .

---

## New Inpatient Facility Diagnosis Guidelines Available on PRC via Availity

To assist providers with claims submission for highly complex medical conditions, Highmark has created the Inpatient Facility Diagnosis Guidelines page on the Provider Resource Center (PRC) via Payer Spaces in [Availity](#)<sup>®</sup> .

Providers will find detailed information, including diagnostic thresholds and accurate coding guidance, on a variety of conditions, including Acute Respiratory Failure, Malnutrition, and Sepsis and Septic Shock. To view the **Special Bulletin**, click [here](#) .

---





# PROVIDER NEWS

A newsletter for Highmark Blue Cross Blue Shield providers in western Pennsylvania

Issue 5, May 2024



## Highmark Welcomes **OVER 10,900 NEW CLINICIANS** to **GOLD CARD PROGRAM**

Highmark is pleased to announce that over 10,900 new clinicians have qualified for our expedited prior authorization program, known as the **Gold Card Program**, which provides streamlined approval for select services. Qualification to the program is a recognition of each provider practice or individual clinician's adherence to evidence-based guidelines and appropriate care.

The Gold Card Program is part of Highmark's efforts to accelerate access to appropriate care, reduce administrative burden, and streamline complex transactions for our providers.

Beginning **May 24, 2024**, those newly gold-carded providers will experience a simplified process for obtaining prior approval for services that typically require a comprehensive prior authorization review.

## About the Gold Card Program

Launched in 2022, Highmark's Gold Card Program has experienced considerable growth – with over 17,000 providers currently enrolled. We are committed to further expansion and are exploring the inclusion of additional service types.

A key driver behind the program's growth is **Active Gold Carding**, a data-driven educational initiative where Highmark and provider groups collaborate to identify and address the root causes of denials. This proactive approach aims to enhance appropriate ordering practices and support more clinicians in achieving gold card status.

For additional details on eligibility criteria and how the program works, please see our [Gold Card Program page](#) on the Provider Resource Center.

Clinicians who qualify for our **Gold Card Program** see the following benefits:


- 1. Reduces staff processing time by up to 85%, minimizing administrative burden.**
- 2. Eliminates wait time for authorization decisions, enhancing efficiency.**
- 3. Provides practitioners with greater flexibility to schedule services, improving patient care coordination.**

Dr. Susan Deakin, an internal medicine physician at Allegheny Health Network, participated in the **Active Gold Carding** pilot program.

"It has been a significant improvement in health care delivery," Dr. Deakin said. "A patient can schedule their test immediately without having to wait for the authorization or worry there will be an issue. My office staff doesn't have to confirm or work on authorizations, freeing them up for other direct patient care activities. Most importantly, it provides a better patient experience."

To qualify for the program, provider practices or individual clinicians must meet specific criteria, including maintaining an historical authorization approval rate of 99% or higher.

\*Note: The Gold Card Program, including qualification criteria, varies in the state of West Virginia in accordance with West Virginia Senate Bill 267.


Dr. Deakin is also the Living Health Medical Director for Highmark Health. Highmark's [Living Health](#)  model puts the patient and clinician at the center of our system – and aligns seamlessly with our **Gold Card Program** which streamlines the authorization

process, empowering clinicians to focus on patient care while guaranteeing members access to the necessary treatments promptly.

For additional questions about Highmark's Gold Card Program, please contact [GoldCardInquiries@highmark.com](mailto:GoldCardInquiries@highmark.com) .



*Provider News, Issue 5, May 2024* | © 2024 Highmark Blue Cross Blue Shield

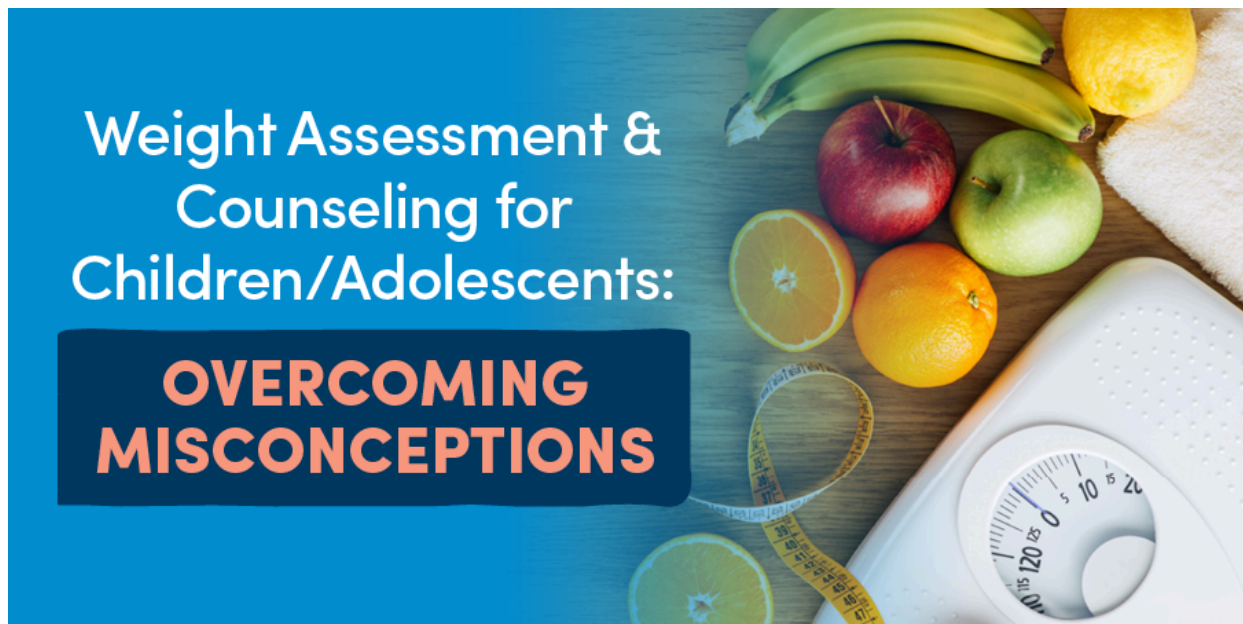




# PROVIDER NEWS

A newsletter for Highmark Blue Cross Blue Shield providers in western Pennsylvania

Issue 5, May 2024



A wellness visit is an important time to discuss healthy choices that may prevent future chronic conditions including diabetes, cardiovascular diseases, and some cancers.

The Weight Assessment and Counseling for Nutrition and Physical Activity for Children/Adolescents (WCC) – which is an important part of the annual well visit – can provide parents and young people guidance on maintaining or moving toward a healthier lifestyle.

**However, there are several misconceptions related to annual well visits and the WCC that need to be addressed:**

---

## Misconception #1:

**“Well child visits are only covered every 365+1 days.”**

**FACT:** Providers don't have to wait a year plus a day to schedule their patient's next wellness visit. The Highmark Preventative Schedule is based on the calendar year and resets Jan. 1 of each year. Completing annual visits and recommended screenings before the child's birthday provides the greatest compliance with multiple quality metrics.

---

### Misconception #2:

**“Only children evaluated in the office for a well-child visit are included in the metric.”**

**FACT:** Patients 3-17 years of age who have had at least one visit during the calendar year with a Primary Care Physician (PCP) or Obstetrician-Gynecologist (OBGYN) are included. Well visits are part of the metric, but so are sick visits, telephone / virtual visits, and other in-person visits.

---

### Misconception #3:

**“I have to include multiple and specific screening forms in my notes to meet the requirements.”**

**FACT:** Documentation to support the completion of activities and corresponding codes is required, but the method of completion may vary. The three measures, along with documentation examples, can be found below.

#### **Body Mass Index (BMI) Percentile**

- Include height, weight, and BMI percentile. Specific percentiles, such as 54% or >95th%, ARE acceptable. Ranges are **NOT** acceptable, such as 50-75th percentile.

#### **Counseling for Nutrition**

- Include documentation of eating habits, dieting behavior, well-rounded diet, and snacking habits. Types of food eaten or meal frequency. May also include copies of nutrition checklists or provided education with noted discussions on content. Counseling is not required to be completed by a dietician. Documentation related to the child's appetite **DOES NOT** meet the criteria.

#### **Counseling for Physical Activity**

- Include documentation of current physical activity behaviors such as exercise or sports participation. May include copies of a checklist indicating physical activity or

educational materials provided with noted discussion on content. Documentation of members' screen time as the only support for physical activity **DOES NOT** meet criteria.


**Include the appropriate codes for each of the three components above for full measure compliance.**

## One coding example:

### VISIT DIAGNOSIS:

Encounter for routine child health examination without abnormal findings (primary) [Z00.129]		
Nutrition Counseling	Z71.3	Dietary counseling and surveillance
Physical Activity Counseling	Z02.5	Encounter for examination for participation in sport
Physical Activity Counseling	Z71.82	Exercise counseling
BMI Percentile	Z68.52	BMI pediatric, 5th percentile to less than 85th percentile for age

## Additional Information

Log into [Availity](#)<sup>®</sup> , select the state where you practice, choose **Payer Spaces**, and then, under **Applications**, select the **Provider Resource Center**. Once there, select **EDUCATION/MANUALS** from the left menu, choose **HEDIS**<sup>®</sup>, and then click **Overview of the 2024 NCQA HEDIS measures**. You can find more information on page 92 regarding the measure for Weight Assessment & Counseling for Children/Adolescents.

**HEDIS**<sup>®</sup> – which is an acronym for *Healthcare Effectiveness Data and Information Set* – is a registered trademark of the National Committee for Quality Assurance (NCQA).





# PROVIDER NEWS

A newsletter for Highmark Blue Cross Blue Shield providers in western Pennsylvania

Issue 5, May 2024

## Two New Types of **ASSOCIATE MENTAL HEALTH PRACTITIONERS** in **PA and DE**



**A new Pennsylvania law grants licensure for two new types of associate mental health practitioners: Licensed Associate Marriage and Family Therapists (LAMFTs) and Licensed Associate Professional Counselors (LAPCs).**

**Effective June 1, 2024**, Highmark will recognize LAMFTs and LAPCs as advanced practice providers who can deliver appropriate behavioral health services to members in Pennsylvania and Delaware after being enumerated by Highmark.

Once providers have been licensed from the Commonwealth of Pennsylvania, they can apply for enumeration with Highmark by completing the [Advanced Practice Provider \(APP\) Enumeration Form](#), which is available on the Provider Resource Center (PRC). **Effective June 1, 2024**, providers who have an LAMFT or LAPC license from the state of Delaware may also apply for enumeration with Highmark by completing the APP Enumeration Form.

**Reimbursement Policy (RP)-068 Mid-Level Practitioners and Advanced Practice Providers** is being updated to include LAMFTs and LAMFTs and a new version will be published by June 1, 2024.



---

## Resources on the PRC

- **APP Enumeration Form** – To access this form, select **FORMS** from the left menu, and then click **Provider Information Management Forms**. Once on the page, select **Advanced Practice Provider (APP) Enumeration Form**.
- **Credentialing Policy** – This can be found in the Highmark Provider Manual, which can be accessed via the top taskbar on the PRC. Once there, go to: **Chapter 3, Unit 2: 3.2 Highmark Network Credentialing Policy > Advanced Practice Provider (APP) Enumeration**.
- **RP-068** – To locate the policy, select **CLAIMS, PAYMENT & REIMBURSEMENT** from the left menu and then click **Reimbursement Policy**. Once on the page, type “RP-068” into the search bar.






# PROVIDER NEWS

A newsletter for Highmark Blue Cross Blue Shield providers in western Pennsylvania

Issue 5, May 2024


## Case Management Referrals: Caring for Members with Complex Conditions

Highmark encourages providers to identify members who could benefit from coordinated case management services. You can submit referrals for Clinical Care and Wellness (CC&W) case management programs from [Availity](#)® .

This feature will help connect Highmark members who have chronic conditions and complex medical needs to the right clinical support.




### To access this feature:

- Log into [Availity](#) .
- Select the state where you practice.
- Click **Payer Spaces** on the task bar and choose your Highmark plan.
- From **Payer Spaces**, scroll down to **Applications** and click **Predictal**.
- From the **Predictal™ Auth Automation Hub**, hover over the **left navigational panel** and select **Case Management Referral**.
- Acknowledge the information needed to submit the form and **Continue**. This will take you to the **Program Referral Submission** for member selection.

- Follow the remaining steps to create and submit the referral.

Using this feature in Availity also simplifies and expedites the overall case management referral process, while reducing the administrative burden for providers.

## Additional Resource

To learn more about making case management referrals, watch the [Case Management Referral Process \(Predictal via Availity\)](#) , which is available on the Provider Resource Center (PRC).

Once on the PRC, choose **PRIOR AUTHORIZATION** from the left menu, click **Procedures/Service Requiring Prior Authorization**, and then scroll down to the **Videos** section.





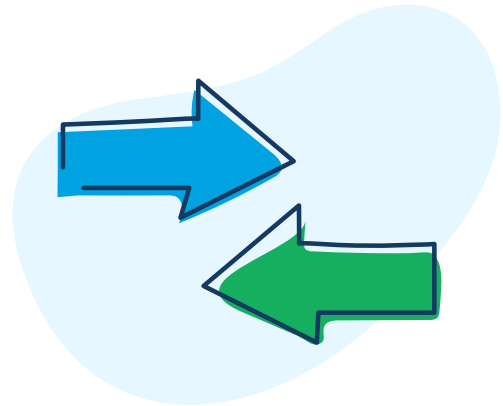
# PROVIDER NEWS

A newsletter for Highmark Blue Cross Blue Shield providers in western Pennsylvania

Issue 5, May 2024

## New and Updated Reimbursement Policies

Highmark regularly issues new or updated reimbursement policies. Keep an eye on this newsletter and the Provider Resource Center (PRC) homepage for announcements regarding upcoming policy changes. As specific policy changes go into effect, the updated policies can be found on the Reimbursement Policy page of the PRC.



**Below is a list of recent and upcoming updates to reimbursement policies (RPs):**

### RECENTLY UPDATED

**May 1, 2024**

**RP-026** [Portable Radiography and ECG Services – Modifiers UN, UP, UQ, UR, US](#) 

Direction for “U” modifier reductions reported with code R0075 will be made applicable for Commercial.

### UPCOMING

## June 1, 2024 (publishing to PRC on May 31)

### RP-068 [Mid-Level Practitioners and Advanced Practice Providers](#)

This policy will be updated to include the new licensed associate marriage and family therapist (LAMFT) and licensed associate professional counselor (LAPC) specialties for Delaware and Pennsylvania. It will also be restructured for clarity purposes.

---

## June 24, 2024

### **NEW:** RP-077 [Intraoperative Neurophysiological Monitoring](#)

Highmark has created RP-077 to provide direction on reimbursement for Intraoperative Neurophysiological Monitoring (IONM) services. *(NOTE: This policy will be available on the PRC on the effective date of June 24, 2024.)*

---

## August 8, 2024

### RP-053 [Gene and Cellular Therapy](#)

This policy will be updated with new drugs and therapies, as well as cross-references to medical policies. The name of RP-053 will change from “Gene and Cellular Therapy” to “Advanced Gene and Cellular Therapies.”





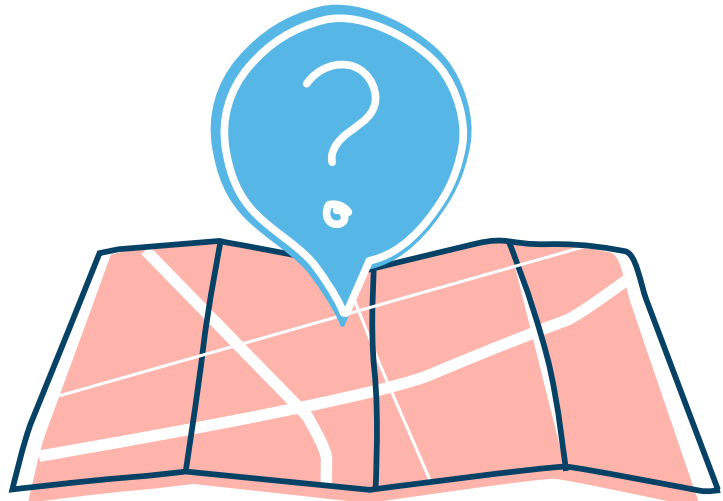
# PROVIDER NEWS

A newsletter for Highmark Blue Cross Blue Shield providers in western Pennsylvania

Issue 5, May 2024

## Claims Reminder: Service Facility Location Must Be Filled Out Correctly

Highmark has recently experienced an uptick in claim submissions with the Service Facility Location information either **missing or incorrectly filled out**, leading to claim denials or processing delays. The Service Facility Location field is used to report the physical location where the services were actually performed.



If the services are rendered at a location that **differs** from either the billing address or the main facility location (e.g., hospital's off-site outpatient surgery center), then the Service Facility Location field must be filled out completely and accurately on the submitted 837P, 837I and 1500 Health Insurance Claim Form.

### HEDIS® Medical Record Retrievals

It is also important to complete the Service Facility Location field to easily locate your patients' medical records when necessary. Highmark requests records for Healthcare Effectiveness Data and Information Set (HEDIS®) and other quality improvement activities.

Identifying the place where services are rendered – by accurately filling out the Service Facility Location field – eliminates unnecessary calls to provider offices to locate medical records, saving administrative teams valuable time.

**Important:** A physical street address must be reported for the Service Facility Location — a P.O. Box or lock box will not be accepted.

## Provider Directory Information

If your organization has multiple locations where members are treated, all these locations should be listed as part of your provider directory information with Highmark. Every quarter, you are required to review and validate your provider directory information on file with Highmark.

Please be aware that providers who don't attest to their data quarterly may be removed from the directory and their status within Highmark's networks may be impacted. To learn more about validating your directory information, see [this article](#) in the current issue of *Provider News*.

## Additional Resource

For more information on using the Service Facility Location field on claims, see the *Highmark Provider Manual: Chapter 6, Unit 1: General Claim Submission Guidelines > Service Field Location*.

To access the *Provider Manual*, go to the Provider Resource Center, select **MANUALS** from the taskbar, and click **HIGHMARK PROVIDER MANUAL** from the dropdown.







# PROVIDER NEWS

A newsletter for Highmark Blue Cross Blue Shield providers in western Pennsylvania

Issue 5, May 2024



## Authorization Updates

During the year, Highmark adjusts the [List of Procedures and Durable Medical Equipment \(DME\) Requiring Authorization](#) . For information regarding authorizations required for a member's specific benefit plan, providers may:

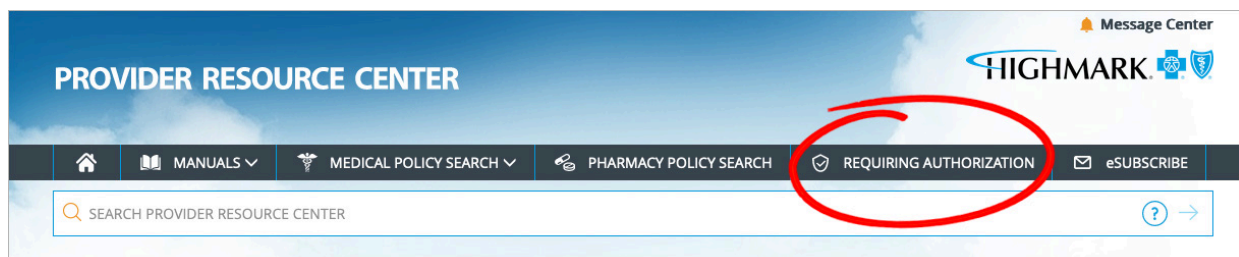
- Call the number on the back of the member's card,
- Check the member's eligibility and benefits via [Availity](#)® , or
- Search BlueExchange through the provider's local provider portal.

These changes are announced in the form of Special Bulletins and other communications posted on Highmark's Provider Resource Center (PRC). The most recent updates regarding prior authorization are below:

### Faxes Being Phased Out: Use the Availity Portal for ALL Authorization Requests

Clinical Services is phasing out fax prior authorization submissions. Providers are required to use the [Availity](#)®  portal to electronically submit authorization requests, attach documentation, respond to inquiries, and check status. Click [here](#)  to read last month's article in *Provider News*.

To view the full List of Procedures/DME Requiring Authorization, click **REQUIRING AUTHORIZATION** in the gray bar near the top of the PRC homepage.





Once redirected to the **Procedures/Service Requiring Authorization** page, click **View the List of Procedures/DME Requiring Authorization** under **PRIOR AUTHORIZATION CODE LISTS**.

*Please note that the Highmark member must be eligible on the date of service and the service must be a covered benefit for Highmark to pay the claim.*

[Availity®](#)  is the preferred method for:

- Checking member benefits and eligibility
- Verifying whether an authorization is needed
- Obtaining authorization for services





# PROVIDER NEWS

A newsletter for Highmark Blue Cross Blue Shield providers in western Pennsylvania

Issue 5, May 2024

## Directory Information – Here's How to Attest



When Highmark members are looking for a primary care physician (PCP) or specialist, they expect that our online provider directory presents information that is accurate and current.

That's why it is essential to ensure that your practice information on file with Highmark remains up to date.

Please be aware that providers who don't validate their data quarterly may be removed from the directory and their status within Highmark's networks may be impacted.


### Reviewing Data Is Vital for You

The Centers for Medicare and Medicaid Services (CMS) requires Highmark to reach out to you every quarter and ask you to validate your provider directory information. We use this information to populate our online provider directory and to help ensure correct claims processing.

#### Your thorough review of your directory information confirms:


- **Each practitioner's name** is correct and matches the name on his/her medical license.
- **Each practitioner's National Provider Identifier (NPI) is correct.**

- **The practice name is correct** and matches the name used when you answer the phone.
- **All specialties are correctly listed** and are currently being practiced.
- **Practitioners listed at a location** currently see members and schedule appointments at that office on a regular basis.
  - All practitioners listed must be affiliated with the group. Practitioners who cover, read test results, or are hospitalists should not be listed in the provider directory.
- **The practitioner is accepting new patients** – or not accepting new patients – at the location.
- **The practitioner’s address**, suite number (if any), and phone number are correct.




## Professional Providers – Use the PDM Tool



Professional providers are now required to validate their Highmark Provider Directory information within the Provider Data Maintenance (PDM) tool every 90 days.

To access PDM, sign in to [Availity®](#) , choose the state you practice in, click **Payer Spaces** from the task bar, and then select the Highmark plan you participate in. Once you arrive at the **Payer Spaces** page, scroll down, and select **Provider Data Maintenance** under **Applications**.


## Facility, Ancillary, and Medicaid Providers – Use Atlas

The attestation process through Atlas is quick and easy. Just follow these steps...

1. Go to [hub.primeatlas.com](https://hub.primeatlas.com) .
2. Log in.
3. Review your information.
4. If no changes, confirm.
5. If there are changes, update your information.


If you haven't attested your provider directory information this quarter, you will receive a letter from Atlas to review your provider information. Some providers may also receive emails from Highmark about validating their directory information through the [Atlas website](#) . To ensure delivery of emails from Highmark, please add the following email address, [resourcecenter@highmark.com](mailto:resourcecenter@highmark.com) , to your address book.

During the attestation process, always double-check your current email address(es) to ensure that you can receive electronic communications from Highmark without delay.

If you need additional information regarding the attestation process, [Atlas' step-by-step guide](#)  is available on the Provider Resource Center.



*Provider News*, Issue 5, May 2024 | © 2024 Highmark Blue Cross Blue Shield





# PROVIDER NEWS

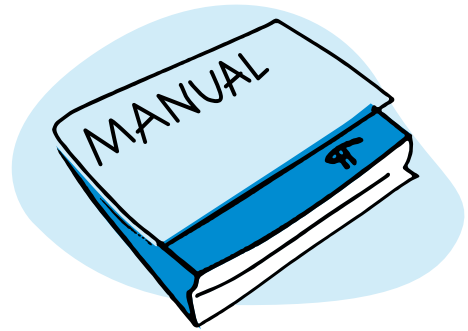
A newsletter for Highmark Blue Cross Blue Shield providers in western Pennsylvania

Issue 5, May 2024

## Staying Up to Date with the *Highmark Provider Manual*

Ensure you are regularly reviewing the [Highmark Provider Manual](#)  for our most recent guidance on:

- Participation Rules
- Credentialing/Recredentialing Criteria and Procedures
- Medical Record Criteria
- Requirements for 24/7 Coverage



### Some recent noteworthy changes include:

#### Removal of NaviNet

Highmark finalized changes to the *Provider Manual* related to the provider portal transition from NaviNet and HEALTHeNET (NY) to Availity. NaviNet and HEALTHeNET (NY) access for providers ended on **April 26, 2024**.

#### Vendor Update

All references to naviHealth in the *Provider Manual* have been changed to Home & Community Care Transitions to reflect the company's name change. Home & Community Care Transitions is a third-party vendor used by Highmark for post-acute care services for Highmark's Medicare Advantage members in Pennsylvania and West Virginia.

Additional changes occurred in the following chapters and units:

- **Chapter 3, Unit 2: Professional Provider Credentialing**

- **Chapter 5, Unit 5: Denials, Adverse Benefit Determinations, Grievances, and Appeals**
- **Chapter 6, Unit 4: Professional (1500/837P) Reporting Tips**

To see the full list of recent changes, visit the [Highmark Provider Manual Changes](#)  page.



Provider News, Issue 5, May 2024 | © 2024 Highmark Blue Cross Blue Shield



# PROVIDER NEWS

A newsletter for Highmark Blue Cross Blue Shield providers in western Pennsylvania

Issue 5, May 2024

## About This Newsletter

*Provider News* is a valuable resource for health care providers who participate in our networks. Published monthly on the last Monday of the month\*, *Provider News* conveys important product, policy, and administrative information, including billing, claims, and program updates.


The publication also features the latest news, information, tips, and reminders about our products and services, as well as relevant interviews, articles, and stories, for health care professionals who serve Highmark members.

Regular topics include:

- New and Updated Reimbursement Policies
- Authorization Updates
- Staying Up to Date with the *Highmark Provider Manual*


\*When a holiday falls on the last Monday of the month, *Provider News* will be published on the preceding Friday.

## Another Valuable Resource

For medical policy and claims administration updates, including coding guidelines and procedure code revisions, please refer to the [Medical Policy Update Newsletter](#) .


You can access both *Provider News* and the Medical Policy Update Newsletter on the Provider Resource Center from the **NEWSLETTERS/NOTICES** link on the sidebar. Email subscriptions are available via the **eSubscribe** button on the PRC taskbar.

## Comments/Suggestions Welcome

We want *Provider News* to meet your needs for timely, effective communication. If you have any suggestions, comments, or ideas for articles in future issues, please email the *Provider News* team at [ResourceCenter@Highmark.com](mailto:ResourceCenter@Highmark.com) .



*Provider News*, Issue 5, May 2024 | © 2024 Highmark Blue Cross Blue Shield







# PROVIDER NEWS

A newsletter for Highmark Blue Cross Blue Shield providers in western Pennsylvania

Issue 5, May 2024

## Legal Information

Highmark Blue Cross Blue Shield is an independent licensee of the Blue Cross and Blue Shield Association. Highmark Blue Cross Blue Shield serves the 29 counties of western Pennsylvania. BlueCard, Blue Distinction, Blue Distinction Center, and the Federal Employee Program are registered marks and Blues On Call is a service mark of the Blue Cross and Blue Shield Association.

Highmark Senior Health Company and Highmark Coverage Advantage are service marks of Highmark Inc. Highmark Health is the parent company of Highmark Inc.

The Blue Cross Blue Shield Association is an association of independent, locally operated Blue Cross and Blue Shield companies.

Atlas Systems, Inc. is a separate and independent company that conducts physician outreach for Highmark.


NaviNet is a registered trademark of NaviNet, Inc., which is an independent company that provides a secure, web-based portal between providers and health care insurance companies.

Current Procedural Terminology (CPT) is a registered trademark of the American Medical Association. Healthcare Effectiveness Data and Information Set (HEDIS)<sup>®</sup> and Quality Compass<sup>®</sup> are registered trademarks of the National Committee for Quality Assurance (NCQA). Consumer Assessment of Healthcare Providers and Systems (CAHPS)<sup>®</sup> is a registered trademark of the Agency for Healthcare Research and Quality. CORE is a registered trademark of CAQH.

**Note:** This publication may contain certain administrative requirements, policies, procedures, or other similar requirements of Highmark (or changes thereto) which are binding upon Highmark and its contracted providers. Pursuant to their contract, Highmark and such providers must comply with any requirements included herein unless and until such item(s) are subsequently modified in whole or in part.



*Provider News*, Issue 5, May 2024 | © 2024 Highmark Blue Cross Blue Shield



## QUICK REFERENCE

### HIGHMARK PROVIDER SERVICE CENTERS

Please use NaviNet® for all of your routine eligibility, benefit, and claim inquiries.  
For non-routine inquiries that require analysis and/or research, contact Highmark's Provider Services.

[What Is My Service Area?](#)

#### PENNSYLVANIA:

- Western Region: Professional Providers **1-800-547-3627**; Facilities **1-800-242-0514**  
**Hours of Availability:** 8 a.m. to 5 p.m. EST, Monday through Friday
- Central & Northeastern Regions: Professional Providers **1-866-731-8080**; Facilities **1-866-803-3708**  
**Hours of Availability:** 8 a.m. to 5 p.m. EST, Monday through Friday
- Eastern Region **1-800-975-7290**  
**Hours of Availability:** 9 a.m. to 12 noon, 1 p.m. to 4:30 p.m. EST, Monday through Friday.
- Medicare Advantage:
  - Freedom Blue PPO: **1-866-588-6967**
  - Community Blue Medicare HMO: **1-888-234-5374**
  - Community Blue Medicare PPO: **1-866-588-6967**
  - Security Blue HMO (Western Region only): **1-866-517-8585**
- Behavioral Health:
  - Western & Northeastern Regions: **1-800-258-9808**
  - Central & Eastern Regions: **1-800-628-0816**

#### DELAWARE:

- Highmark Delaware Provider Services: **1-800-346-6262**  
**Hours of Availability:** 8:30 a.m. to 5 p.m. EST, Monday through Friday
- Behavioral Health: **1-800-421-4577**

#### WEST VIRGINIA:

- Highmark West Virginia Medical: **1-800-543-7822**
- Highmark Senior Solutions Medicare Advantage Freedom Blue PPO: **1-888-459-4020**  
**Hours of Availability:** 8 a.m. to 8 p.m. EST, Monday through Sunday
- Behavioral Health: **1-800-344-5245**

#### NEW YORK:

- Highmark Blue Cross Blue Shield of Western New York: **1-800-950-0051 or (716) 884-3461**
- Highmark Blue Shield of Northeastern New York: **1-800-444-4552 or (518) 220-5620**  
**Hours of Availability:** 8 a.m. to 8 p.m. EST, Monday through Sunday
- Behavioral Health: **1-844-946-6264**
  - Fax: Behavioral Health Outpatient: **1-822-581-1867**; Behavioral Health Inpatient **1-833-581-1866**

Please listen carefully to the available options to reach the appropriate area for your inquiry.

### HIGHMARK CLINICAL SERVICES

NaviNet® is the preferred for authorization requests. Contact Clinical Services for inquiries that cannot be handled via NaviNet.® **Hours of Availability:** Monday-Friday 8:30 a.m.-7 p.m.; Saturday & Sunday 8:30 a.m.-4:30 p.m. for urgent issues.

#### PENNSYLVANIA:

- Western Region:
  - Medical Services: Professional Providers **1-800-547-3627**; Facilities **1-800-242-0514**
  - Behavioral Health: **1-800-258-9808**

