


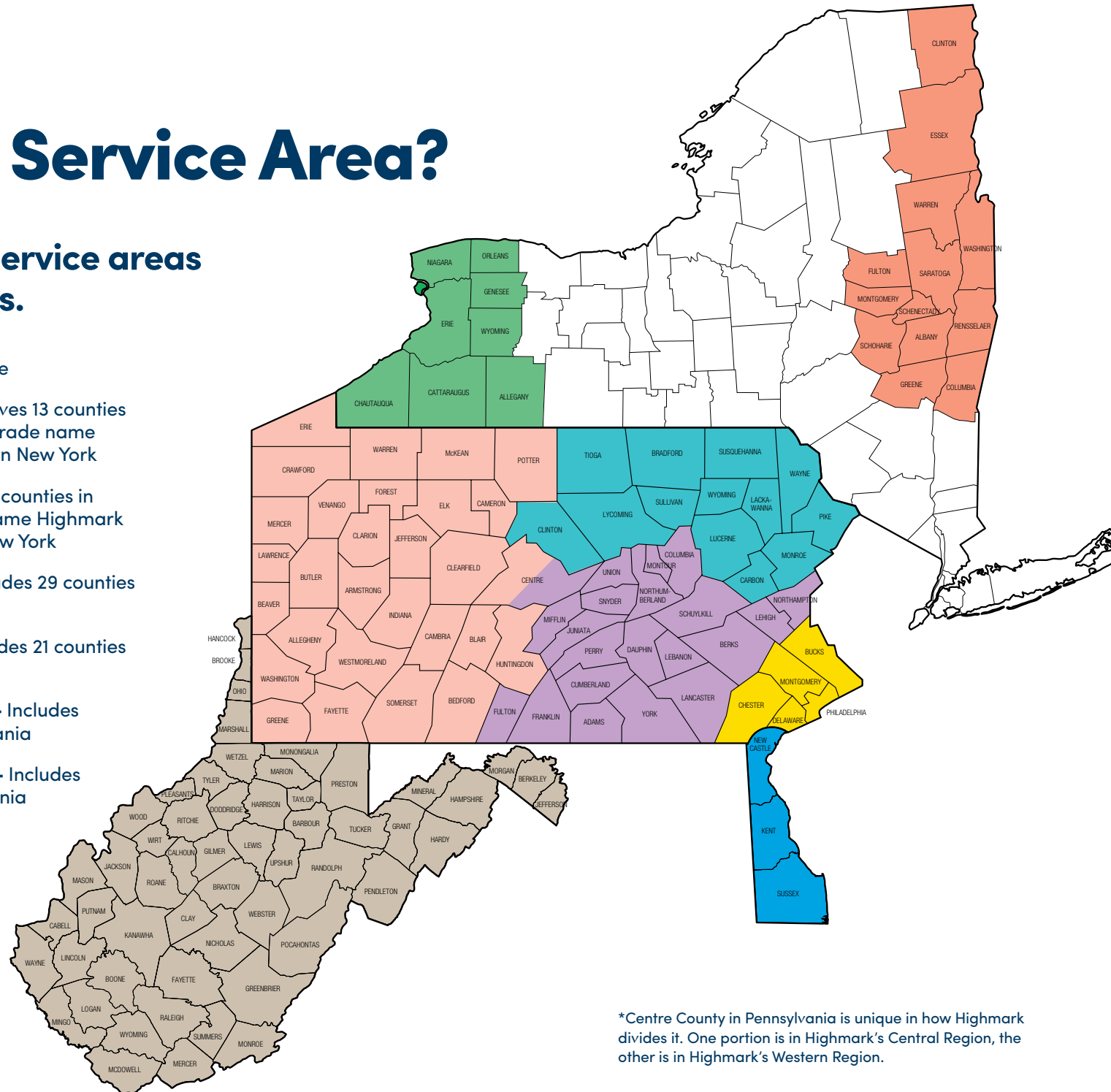




# What Is My Service Area?

Highmark defines its service areas as outlined in the maps.

-  **Delaware** - All 3 counties in Delaware
-  **New York Northeastern Region** - Serves 13 counties in northeastern New York under the trade name Highmark Blue Shield of Northeastern New York
-  **New York Western Region** - Serves 8 counties in western New York under the trade name Highmark Blue Cross Blue Shield of Western New York
-  **Pennsylvania Western Region** - Includes 29 counties in western Pennsylvania\*
-  **Pennsylvania Central Region** - Includes 21 counties in central Pennsylvania\*
-  **Pennsylvania Northeastern Region** - Includes 13 counties in northeastern Pennsylvania
-  **Pennsylvania Southeastern Region** - Includes 5 counties in southeastern Pennsylvania
-  **West Virginia** - Includes all 55 counties of West Virginia
-  **Not Included in Highmark Service Areas**



\*Centre County in Pennsylvania is unique in how Highmark divides it. One portion is in Highmark's Central Region, the other is in Highmark's Western Region.