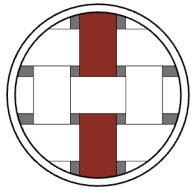


Creating Business Value through Strategic Partnership



ATLAS
SYSTEMS

PRIME-Hub Self Service

Agility • Knowledge • Precision

LOGIN

- Go to <https://hub.primeatlas.com/Login#Register>
- Click on the <<Register? link

PRIME-Hub primehelp@atlassystems.com 1.856.886.8088

Welcome to PRIME-Hub

Making Your Health Plan Directory Updates Easy!

PRIME-Hub makes your job easier, allowing the medical provider and staff a simple, convenient way to update and communicate the necessary information to health plans. Using a simple four step process, PRIME-Hub is designed with the health care provider staff in mind:

- Stay compliant with your health plan contracts
- Help ensure that the right information is included in the provider directory
- Reduce phone calls and unnecessary interruptions
- Communicate Directly changes quickly and confidently to multiple health plans
- Make sure your patients have a superior health care experience

If youâ€™ve received an invitation to use PRIME-Hub, simply log-in here to get started. And to learn more, click the button below.

[LEARN MORE](#)

LOGIN TO GET STARTED

Email or Username
Enter Email/UserName

Password
Enter your Password

[<<Register?](#) [Forgot password?](#)

[LOGIN](#)



Registration

PRIME-Hub

hub.primeatlas.com says
Thanks for registering. We've sent a password to your email address.
Please login to continue.

Welcome to PRIME-Hub

Making Your Health Plan Directory Updates Easy!

PRIME-Hub makes your job easier, allowing the medical provider and staff a simple, convenient way to update and communicate the necessary information to health plans. Using a simple four step process, PRIME-Hub is designed with the health care provider staff in mind:

- Stay compliant with your health plan contracts
- Help ensure that the right information is included in the provider directory
- Reduce phone calls and unnecessary interruptions
- Communicate Directly changes quickly and confidently to multiple health plans
- Make sure your patients have a superior health care experience

If you've received an invitation to use PRIME-Hub, simply log-in here to get started. And to learn more, click the button below.

[LEARN MORE](#)

REGISTER TO GET STARTED

First Name * Middle Name

Last Name * Fax No

Phone Extension

Email Address *

Attest By * TIN / Tax Id

(Multiple numbers can be added through edit profile after login)

[Back to Login page](#)
Required fields are marked with an asterisk (*) and must be filled in to complete the form.

REGISTER

- Enter the mandatory fields, then click Register
- Pop-up window will be displayed as listed above
- Click Ok
- If you do not receive an email with your temporary password, please email “primehelp@atlassystems.com”

Change your Password and Security Question

- Please login using the login id and password received in the email and click Login

PRIME-Hub primehelp@atlassystems.com 1.856.886.8088

Welcome to PRIME-Hub

Making Your Health Plan Directory Updates Easy!

PRIME-Hub makes your job easier, allowing the medical provider and staff a simple, convenient way to update and communicate the necessary information to health plans. Using a simple four step process, PRIME-Hub is designed with the health care provider staff in mind:

- Stay compliant with your health plan contracts
- Help ensure that the right information is included in the provider directory
- Reduce phone calls and unnecessary interruptions
- Communicate Directly changes quickly and confidently to multiple health plans
- Make sure your patients have a superior health care experience

If you've received an invitation to use PRIME-Hub, simply log-in here to get started. And to learn more, click the button below.

[LEARN MORE](#)

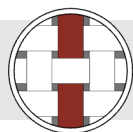
LOGIN TO GET STARTED

Email or Username
Enter Email/UserName

Password
Enter your Password

[Register?](#) [Forgot password?](#)

LOGIN



Change your Password

- Change your password in the Update Password page and click Update

PRIME-Hub

David Johnson

Update Password

Password*

.....

New Password*

.....

Retype Password*

.....

Update Cancel

Set your Security Question

- Enter your security questions and click Update
- Then click Ok in the pop up box as displayed below

PRIME-Hub

hub.primeatlas.com says
Your Security Questions are Captured! You need to login again to continue

OK

Security Questions

Please Select a Question*

What is the name of your childhood friend?

mani

Please Select a Question*

What is the name of your first school?

AJS nidhi

Update Cancel

LOG INTO PRIME-Hub

- Log in with your credentials and click Login

PRIME-Hub primehelp@atlassystems.com 1.856.886.8088

Welcome to PRIME-Hub

Making Your Health Plan Directory Updates Easy!

PRIME-Hub makes your job easier, allowing the medical provider and staff a simple, convenient way to update and communicate the necessary information to health plans. Using a simple four step process, PRIME-Hub is designed with the health care provider staff in mind:

- Stay compliant with your health plan contracts
- Help ensure that the right information is included in the provider directory
- Reduce phone calls and unnecessary interruptions
- Communicate Directly changes quickly and confidently to multiple health plans
- Make sure your patients have a superior health care experience

If youâ€™ve received an invitation to use PRIME-Hub, simply log-in here to get started. And to learn more, click the button below.

[LEARN MORE](#)

LOGIN TO GET STARTED

Email or Username
Enter Email/UserName

Password
Enter your Password

[Register?](#) [Forgot password?](#)

LOGIN



EDIT PROFILE

- Click Edit Profile
- Update your information for the mandatory fields.
- Select Health system/Phone number/TIN/NPI or Group NPI as per the respective plan and enter the respective selected value.
- Click Submit to view the respective data set

PRIME-Hub

Help Reset Password Edit Profile Logout

[Edit profile](#)

* First Name :

Middle Name :

* Last Name :

Email :

Phone Number :

FaxNo :

Extension :

* Attest By :

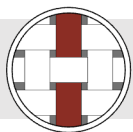
Phone Number TIN / Tax Id NPI GroupNPI HealthSystem

TIN / Tax Id

Provider Type

- Select any one option either Physician or PPO to navigate to the records

The screenshot displays the PRIME-Hub user interface. At the top, there is a dark blue header with the PRIME-Hub logo on the left and navigation links for Help, Reset Password, Edit Profile, and Logout on the right. Below the header, a light blue informational banner reads: "If you do not see any records, please update Phone/TIN number and preferred choice in profile". The main content area is divided into two columns. The left column contains a "Welcome to PRIME-Hub" section with a paragraph of text and a "Getting Started." section with a longer paragraph. The right column features two expandable sections: "New York (PHYSICIAN)" and "Connecticut (PPO)". Under "New York (PHYSICIAN)", there is a radio button next to "PHYSICIAN (1)". Under "Connecticut (PPO)", there is a radio button next to "PPO (4)". A large orange arrow points upwards from the bottom towards the "PPO (4)" option, indicating the recommended selection.



Provider validation

All the records which are non attested will be displayed in the left pane.

On the right pane the specific record which is selected will be displayed

Review the Provider details and select the appropriate status and click Confirm and Continue

PRIME-Hub

Help Reset Password Edit Profile Roster Logout

Drag column for grouping

	First Name	Last Name	NPI	App
<input type="checkbox"/>	Susan	Donnelly	1821184656	860

< Provider Information >

Susan L Donnelly, PA
150 Enterprise Dr
Rocky Hill, CT, 06067-3579
TIN: *****7726 NPI: 1821184656
Plans: EmblemHealth including GHI and HIP

Provider Status: Provider is **ACTIVE and practicing** in the listed address

* Does the provider currently practice at the listed address?
(Please select one of the options and then click on **Confirm & Continue** button to proceed)

Yes No

* Please select if the provider

Active
 Does Not Schedule Appt at Loc Hosp Base/Other Serv
 Does not accept new patients regardless of location

Confirm & Continue



Provider validation

Review all the fields in the validation screen and make edits if any correction required.

PRIME-Hub Help Reset Password Edit Profile Roster Logout

Drag column for grouping

	First Name	Last Name	NPI	App
<input type="checkbox"/>	Susan	Donnelly	1821184656	860

Provider Information

Susan L Donnelly, PA
150 Enterprise Dr
Rocky Hill, CT, 06067-3579
TIN: *****7726 NPI: 1821184656
Plans: EmblemHealth including GHI and HIP

Provider Status: Provider is ACTIVE and practicing in the listed address

Personal Information

Last attested date: -NA-

* Provider First Name: Susan
Provider M. I.: L
* Provider Last Name: Donnelly
* Provider NPI: 1821184656

* Degree: PA
* Gender: Female Male
Attention: ORTHOPEDIC ASSOC OF HTFD

Provider Location Information

* Appointment Phone #: 8602441055
Phone Extension: _____
Office Fax Number: 8602441065
Office Email: _____

Age Limit (Min): 0
Age Limit (Max): 999
* Is the provider accepting new patients at this location? Yes No

Provider validation

Click Save and Submit if all field values are correct.

Hospital Affiliations

Select...

Participating Insurance Networks

Validated By (Please add your contact information below)

* First Name	MI	Last Name	* Phone Number	Extension	Fax Number
sivaprabhaa		prabhaa			

Email

rsivaprabhaa@gmail.com

* Relationship to Provider

Select...

Save & Submit Previous